

Heavy Duty Power Outlets



U013



U014C010

Heavy Duty Power Outlets



The increasing number and variety of portable electrical tools and gear call for conveniently located receptacles. Midwest Electric heavy duty power outlets deliver, with one or more receptacles, with or without circuit breakers, in a single NEMA 3R enclosure. This eliminates the need for multiple, separately mounted components while providing maximum protection against weather and normal field use.

Rugged and durable

- NEMA 3R weatherproof enclosure
- G90 galvanized steel construction for superior corrosion protection
- Durable polyester powder coat finish resists chipping and fading



Convenient and user-friendly

- Wide range of receptacle configurations
- Rolled-edge door protects cords
- Cover allows cords to remain in place while maintaining NEMA 3R protection
- Door features convenient stay-open position
- Padlock provision helps prevent unauthorized access
- Deadfront construction prevents accidental contact with live parts

Easy to install

- All components are factory wired and assembled, reducing installation time
- Terminals accept copper or aluminum wire for added installation flexibility
- Broad range of concentric knockouts accommodate varied wiring needs
- Factory installed equipment ground

Featured models

Except as noted, all models feature a hub opening and come in a standard package of 4.

Fig.	Model Number	Receptacles	Circuit Protection	Amps	Volts	Wire Range	Cabinet Size	KO Figure	Load & Neutral Bar	Unit Weight
A	U010	5-20R2	—	20	120/240	E	5x7	3	—	4.5
B	U010010	5-20R2GFI	—	20	120/240	E	5x7	3	—	4.5
C	U010C	5-20R2	CB120	20	120/240	B	6x9	1	LC31N3	7
D	U011	(2) 5-20R2	—	20	120/240	E	5x7	3	—	4.5
E	U011010, U012010¹	(2) 5-20R2GFI	—	20	120/240	E	5x7	3	—	4.5
F	U013	R32U	—	30	120/240	F	5x7	3	-	4.5
G	U013C	R32U	CB130	30	120/240	A	6x9	1	LC31N3	7
H	U041	R32U, 5-20R2	—	30	120/240	E	6x9	1	—	6
I	U054	14-50R	—	50	240	G	5x7	3	—	4.5
J	U041C	R32U, 5-20R2	CB130, CB120, SPACE, CB120	70	120/240	K	6x14	1	LC33N7	10
K	U054C	14-50R	CB250, SPACE, CB120	70	240	O	6x14	1	LC33N7	10
L	U058C	14-50R, R32U	CB250, CB130	80	120/240	V	9x17	2	LC33N1	15
M	U014C010²	(4) 5-20R2GFI	(4) CB120, SPACE	100	120/240	U	9x17	2	LC55N1	28

¹ No hub opening

² Standard pack: 1

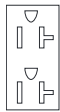


Fig. A
U010
5-20R2



Fig. B
U010010
5-20R2GFI

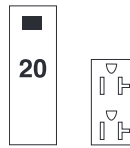


Fig. C
U010C
5-20R2

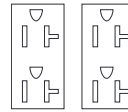


Fig. D
U011
(2) 5-20R2

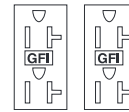


Fig. E
U011010, U012010
(2) 5-20R2GFI



Fig. F
U013
R32U

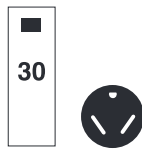


Fig. G
U013C
R32U

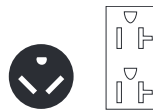


Fig. H
U041
R32U, 5-20R2



Fig. I
U054
14-50R

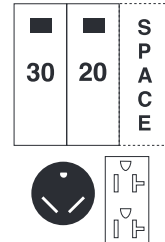


Fig. J
U041C
R32U, 5-20R2

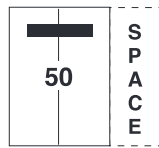


Fig. K
U054C
14-50R

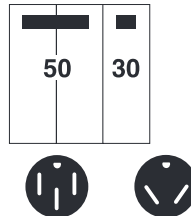


Fig. L
U058C
14-50R, 5-20R2

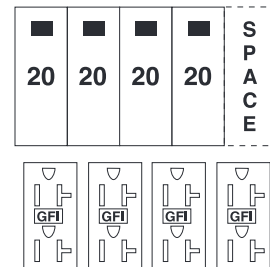


Fig. M
U014C010
(4) 5-20R2GFI

Wire Range Tables

Table A

Connector	Copper		Aluminum	
	Solid	Strand	Solid	Strand
Line	14-8	14-6	12-8	12-6
Load	—	—	—	—
Neutral	12-8	12-6	12-8	12-6
Equipment Ground	12-8	12-2	12-8	12-2

Table B

Connector	Copper		Aluminum	
	Solid	Strand	Solid	Strand
Line	14-8	14-6	12-8	12-6
Load	14-10	14-10	—	—
Neutral	12-8	12-6	12-8	12-6
Equipment Ground	12-8	12-2	12-8	12-2

Table E

Connector	Copper		Aluminum	
	Solid	Strand	Solid	Strand
Line	14-10	14-6	—	—
Load	14-10	14-10	—	—
Neutral	14-10	14-10	—	—
Equipment Ground	12-8	12-2	—	—

Table F

Connector	Copper		Aluminum	
	Solid	Strand	Solid	Strand
Line	14-8	14-6	—	—
Load	—	—	—	—
Neutral	14-10	14-10	—	—
Equipment Ground	12-8	12-2	—	—

Table G

Connector	Copper		Aluminum	
	Solid	Strand	Solid	Strand
Line	12-8	12-4	—	—
Load	—	—	—	—
Neutral	12-8	12-4	—	—
Equipment Ground	12-8	12-2	—	—

Knockout

Symbol	Knockouts
D	1/2", 3/4"
E	1/2", 3/4", 1"
F	1/2", 3/4", 1", 1 1/4"
G	1/2", 3/4", 1", 1 1/4", 1 1/2"
I	3/4", 1", 1 1/4"
J	1", 1 1/4", 1 1/2"

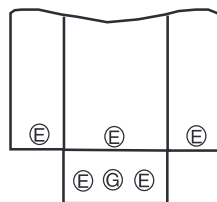


Fig. 1

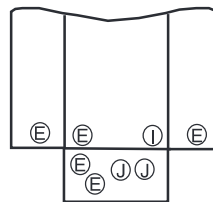


Fig. 2

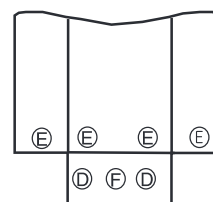


Fig. 3

Information provided is subject to change without notice. Please verify all details with Midwest Electric Products. All values are design or typical values when measured under laboratory conditions, and Midwest makes no warranty or guarantee, express or implied, that such performance will be obtained under end-use conditions.

Midwest Electric Products
 41 Woodford Avenue
 Plainville, CT 06062
 Customer Service: 866-685-0577
 Fax: 804-965-1041
www.midwestelectric.com

© 2014 Midwest Electric Products

MET-020A (02/14)

Table K

Connector	Copper		Aluminum	
	Solid	Strand	Solid	Strand
Line	14-8	14-2	12-8	12-2
Load	14-10	14-10	—	—
Neutral End Hole	14-8	14-2	12-8	12-2
Neutral Side Hole	14-8	14-4	12-8	12-4
Equipment Ground	12-8	12-2	12-8	12-2

Table O

Connector	Copper		Aluminum	
	Solid	Strand	Solid	Strand
Line	14-8	14-2	12-8	12-2
Load	—	—	—	—
Neutral Large Hole	14-8	14-2	12-8	12-2
Neutral Small Hole	14-8	14-4	12-8	12-4
Equipment Ground	12-8	12-2	12-8	12-2

Table U

Connector	Copper		Aluminum	
	Solid	Strand	Solid	Strand
Line	14-8	14-1/0	12-8	12-1/0
Load	14-10	14-10	—	—
Neutral Large Hole	12-8	12-1/0	10-8	10-1/0
Neutral Small Hole	14-8	14-4	12-8	12-4
Equipment Ground	12-8	12-2	12-8	12-2

Table V

Connector	Copper		Aluminum	
	Solid	Strand	Solid	Strand
Line	14-8	14-1/0	12-8	12-1/0
Load	—	—	—	—
Neutral Large Hole	12-8	12-1/0	10-8	10-1/0
Neutral Small Hole	14-8	14-4	12-8	12-4
Equipment Ground	12-8	12-2	12-8	12-2

